


CONTUL DE EXECUȚIE A BUCETULUI INSTITUȚIILOR PUBLICE - Cheltuieli

la data de 31/12/2016

Cod 21 Capitol 74.02.06.00

DENUMIREA INDICATORILOR	Cod indicator	Credite de angajament	Credite bugetare		Angajamente bugetare	Angajamente legale	Plăți	Angajamente legale de plătit	Cheltuieli efective
			anuale aprobate la finele perioadei de raportare	trimestriale cumulate					
A	B	1	2	3	4	5	6	7-5-6	8
TOTAL CHELTUIELI (SECTIUNEA DE FUNCTIONARE+SECTIUNEA DE DEZVOLTARE)		0	1,167,000	1,117,000	1,117,000	1,028	1,028	0	1,028
^0SECTIUNEA DE FUNCTIONARE (cod 01+80+81+84)	F	0	20,000	20,000	20,000	1,028	1,028	0	1,028
CHELTUIELI CURENTE (10+20+30+40+50+51+55+56+57+59)	01	0	20,000	20,000	20,000	1,028	1,028	0	1,028
^0TITLUL II BUNURI SI SERVICII (cod 20.01 la 20.30)	20	0	20,000	20,000	20,000	1,028	1,028	0	1,028
^0Bunuri si servicii (cod 20.01.01 la 20.01.30)	20.01	0	20,000	20,000	20,000	1,028	1,028	0	1,028
Materiale si prestari de servicii cu caracter functional	20.01.09	0	20,000	20,000	20,000	1,028	1,028	0	1,028
^0SECTIUNEA DE DEZVOLTARE (cod 51+55+56+70+79+84)	D	0	1,147,000	1,097,000	1,097,000	0	0	0	0
^0CHELTUIELI DE CAPITAL (cod 71+72)	70	0	1,147,000	1,097,000	1,097,000	0	0	0	0
^0TITLUL X ACTIVE NEFINANCIARE (cod 71.01+71.02+71.03)	71	0	1,147,000	1,097,000	1,097,000	0	0	0	0
^0Active fixe (cod 71.01.01 la 71.01.30)	71.01	0	1,147,000	1,097,000	1,097,000	0	0	0	0
Constructii	71.01.01	0	1,147,000	1,097,000	1,097,000	0	0	0	0

Ordonator principal de credite,
POPA IOAN DORIN




Conducătorul compartimentului financiar-contabil,
CHIOREAN ILEANA

CONTUL DE EXECUȚIE A BUGETULUI INSTITUȚIILOR PUBLICE - Cheltuieli

la data de 31/12/2016

Cod 21 Capitol 84.02

DENUMIREA INDICATORILOR	Cod indicator	Credite de angajament	Credite bugetare		Angajamente bugetare	Angajamente legale	Plăți	Angajamente legale de plătit	Cheltuieli efective
			anuale aprobate la finele perioadei de raportare	trimestriale cumulate					
A	B	1	2	3	4	5	6	7-5-6	8
TOTAL CHELTUIELI (SECTIUNEA DE FUNCTIONARE+SECTIUNEA DE DEZVOLTARE)		0	2,996,000	3,409,205	3,409,205	815,612	815,612	0	2,702,431
*0SECTIUNEA DE FUNCTIONARE (cod 01+80+81+84)	F	0	140,000	553,205	553,205	182,743	182,743	0	182,743
CHELTUIELI CURENTE (10+20+30+40+50+51+55+56+57+59)	01	0	140,000	553,205	553,205	182,743	182,743	0	182,743
*0TITLUL II BUNURI SI SERVICII (cod 20.01 la 20.30)	20	0	140,000	553,205	553,205	182,743	182,743	0	182,743
*0Bunuri si servicii (cod 20.01.01 la 20.01.30)	20.01	0	20,000	10,000	10,000	0	0	0	0
Materiale si prestari de servicii cu caracter functional	20.01.09	0	20,000	10,000	10,000	0	0	0	0
Reparatii curente	20.02	0	120,000	543,205	543,205	182,743	182,743	0	182,743
*0SECTIUNEA DE DEZVOLTARE (cod 51+55+56+70+79+84)	D	0	2,856,000	2,856,000	2,856,000	632,869	632,869	0	2,519,688
*0CHELTUIELI DE CAPITAL (cod 71+72)	70	0	2,856,000	2,856,000	2,856,000	632,869	632,869	0	2,519,688
*0TITLUL X ACTIVE NEFINANCIARE (cod 71.01+71.02+71.03)	71	0	2,856,000	2,856,000	2,856,000	632,869	632,869	0	2,519,688
*0Active fixe (cod 71.01.01 la 71.01.30)	71.01	0	2,856,000	2,856,000	2,856,000	632,869	632,869	0	2,519,688
Constructii	71.01.01	0	2,856,000	2,856,000	2,856,000	632,869	632,869	0	2,519,688

Ordonator principal de credite,
POPA IOAN DORINConducătorul compartimentului financiar-contabil,
CHIOREAN ILEANA

CONTUL DE EXECUȚIE A BUGEȚULUI INSTITUȚIILOR PUBLICE - Cheltuieli


la data de 31/12/2016

Cod 21 Capitol 84.02.03.01

DENUMIREA INDICATORILOR	Cod indicator	Credite de angajament	Credite bugetare		Angajamente bugetare	Angajamente legale	Plăți	Angajamente legale de plătit	Cheltuieli efective
			anuale aprobate la finele perioadei de raportare	trimestriale cumulate					
A	B	1	2	3	4	5	6	7=5-6	8
TOTAL CHELTUIELI (SECTIUNEA DE FUNCTIONARE+SECTIUNEA DE DEZVOLTARE)		0	210,000	436,000	436,000	127,656	127,656	0	2,533,344
^0SECTIUNEA DE FUNCTIONARE (cod 01+80+81+84)	F	0	20,000	246,000	246,000	13,656	13,656	0	13,656
CHELTUIELI CURENTE (10+20+30+40+50+51+55+56+57+59)	01	0	20,000	246,000	246,000	13,656	13,656	0	13,656
^0TITLUL II BUNURI SI SERVICII (cod 20.01 la 20.30)	20	0	20,000	246,000	246,000	13,656	13,656	0	13,656
^0Bunuri si servicii (cod 20.01.01 la 20.01.30)	20.01	0	20,000	10,000	10,000	0	0	0	0
Materiale si prestari de servicii cu caracter functional	20.01.09	0	20,000	10,000	10,000	0	0	0	0
Reparatii curente	20.02	0	0	236,000	236,000	13,656	13,656	0	13,656
^0SECTIUNEA DE DEZVOLTARE (cod 51+55+56+70+79+84)	D	0	190,000	190,000	190,000	114,000	114,000	0	2,519,688
^0CHELTUIELI DE CAPITAL (cod 71+72)	70	0	190,000	190,000	190,000	114,000	114,000	0	2,519,688
^0TITLUL X ACTIVE NEFINANCIARE (cod 71.01+71.02+71.03)	71	0	190,000	190,000	190,000	114,000	114,000	0	2,519,688
^0Active fixe (cod 71.01.01 la 71.01.30)	71.01	0	190,000	190,000	190,000	114,000	114,000	0	2,519,688
Construcții	71.01.01	0	190,000	190,000	190,000	114,000	114,000	0	2,519,688

Ordonator principal de credite,
POPA IOAN DORIN

Conducătorul compartimentului financiar-contabil,
CHIOREAN ILEANA




CONTUL DE EXECUȚIE A BUCETULUI INSTITUȚIILOR PUBLICE - Cheltuieli

la data de 31/12/2016

Cod 21 Capitol 84.02.03.03

DENUMIREA INDICATORILOR	Cod indicator	Credite de angajament	Credite bugetare		Angajamente bugetare	Angajamente legale	Plăți	Angajamente legale de plătit	Cheltuieli efective
			anuale aprobate la finele perioadei de raportare	trimestriale cumulate					
A	B	1	2	3	4	5	6	7=5-6	8
TOTAL CHELTUIELI (SECTIUNEA DE FUNCTIONARE+SECTIUNEA DE DEZVOLTARE)		0	2,786,000	2,973,205	2,973,205	687,956	687,956	0	169,087
^0SECTIUNEA DE FUNCTIONARE (cod 01+80+81+84)	F	0	120,000	307,205	307,205	169,087	169,087	0	169,087
CHELTUIELI CURENTE (10+20+30+40+50+51+55+56+57+59)	01	0	120,000	307,205	307,205	169,087	169,087	0	169,087
^0TITLUL II BUNURI SI SERVICII (cod 20.01 la 20.30)	20	0	120,000	307,205	307,205	169,087	169,087	0	169,087
Reparatii curente	20.02	0	120,000	307,205	307,205	169,087	169,087	0	169,087
^0SECTIUNEA DE DEZVOLTARE (cod 51+55+56+70+79+84)	D	0	2,666,000	2,666,000	2,666,000	518,869	518,869	0	C
^0CHELTUIELI DE CAPITAL ((cod 71+72)	70	0	2,666,000	2,666,000	2,666,000	518,869	518,869	0	C
^0TITLUL X ACTIVE NEFINANCIARE (cod 71.01+71.02+71.03)	71	0	2,666,000	2,666,000	2,666,000	518,869	518,869	0	C
^0Active fixe (cod 71.01.01 la 71.01.30)	71.01	0	2,666,000	2,666,000	2,666,000	518,869	518,869	0	C
Constructii	71.01.01	0	2,666,000	2,666,000	2,666,000	518,869	518,869	0	C



Ordonator principal de credite,
 POPA IOAN DERIN

Conducătorul compartimentului financiar-contabil,

CHIOREAN ILEANA

Balanta de verificare

pana la data 31/12/2016

Simbol cont cont	Denumirea contului	Sold initial		Rulaj: luna		Rulaj: cumulati		Sold final	
		Debitoare	Creditoare	Debitoare	Creditoare	Debitoare	Creditoare	Debitoare	Creditoare
103	Fondul bunurilor care alcatuiesc domeniul public al unitatilor administrativ - teritoriale	0.00	18,289,930.73	0.00	2,250,366.23	0.00	2,250,366.23	0.00	20,540,296.96
103.00	Fondul bunurilor care alcatuiesc domeniul public al unitatilor administrativ - teritoriale	0.00	18,289,930.73	0.00	2,250,366.23	0.00	2,250,366.23	0.00	20,540,296.96
103.00.00	Fondul bunurilor care alcatuiesc domeniul public al unitatilor administrativ - teritoriale	0.00	18,289,930.73	0.00	2,250,366.23	0.00	2,250,366.23	0.00	20,540,296.96
104	Fondul bunurilor care alcatuiesc domeniul privat al unitatilor administrativ - teritoriale	0.00	11,567,827.45	0.00	13,000.00	0.00	13,000.00	0.00	11,580,827.45
117	Rezultatul reportat	0.00	7,175,308.32	0.00	0.00	0.00	8,388,902.64	0.00	10,425,987.17
117.00	Rezultatul reportat	0.00	7,175,308.32	0.00	0.00	0.00	8,388,902.64	0.00	10,425,987.17
117.00.00	Rezultatul reportat	0.00	7,175,308.32	0.00	0.00	0.00	8,388,902.64	0.00	10,425,987.17
121	Rezultatul patrimonial	0.00	3,250,678.85	3,282,922.86	2,478,596.42	14,226,318.88	11,200,615.57	0.00	224,975.54
121.00	Rezultatul patrimonial	0.00	3,250,678.85	3,282,922.86	2,478,596.42	14,226,318.88	11,200,615.57	0.00	224,975.54
121.00.00	Rezultatul patrimonial	0.00	3,250,678.85	3,282,922.86	2,478,596.42	14,226,318.88	11,200,615.57	0.00	224,975.54
151	Provizioane	0.00	134,421.00	0.00	0.00	0.00	0.00	0.00	134,421.00
151.02	Provizioane peste 1 an	0.00	134,421.00	0.00	0.00	0.00	0.00	0.00	134,421.00
151.02.03	Provizioane pentru litigii din drepturi salariale castigate in instanta peste 1 an	0.00	134,421.00	0.00	0.00	0.00	0.00	0.00	134,421.00
1x	TOTAL CLASA 1	0.00	40,418,166.35	3,282,922.86	4,741,962.65	19,364,542.67	21,852,884.44	0.00	42,906,508.12
205	Concesiuni, brevete, licente, marci comerciale, drepturi si active similare	2,487.00	0.00	0.00	0.00	0.00	0.00	2,487.00	0.00
205.00	Concesiuni, brevete, licente, marci comerciale, drepturi si active similare	2,487.00	0.00	0.00	0.00	0.00	0.00	2,487.00	0.00
205.00.00	Concesiuni, brevete, licente, marci comerciale, drepturi si active similare	2,487.00	0.00	0.00	0.00	0.00	0.00	2,487.00	0.00
206	Inregistrari ale evenimentelor culturale-sportive	192,408.64	0.00	0.00	0.00	72,840.00	0.00	265,248.64	0.00
206.00	Inregistrari ale evenimentelor culturale-sportive	192,408.64	0.00	0.00	0.00	72,840.00	0.00	265,248.64	0.00
206.00.00	Inregistrari ale evenimentelor culturale-sportive	192,408.64	0.00	0.00	0.00	72,840.00	0.00	265,248.64	0.00
208	Alte active fixe necorporale	1,000.00	0.00	0.00	0.00	3,772.00	0.00	4,772.00	0.00
208.02	Alte active fixe necorporale	1,000.00	0.00	0.00	0.00	3,772.00	0.00	4,772.00	0.00
208.02.00	Alte active fixe necorporale	1,000.00	0.00	0.00	0.00	3,772.00	0.00	4,772.00	0.00
211	Terenuri si amenajari la terenuri	10,477,441.28	0.00	0.00	0.00	0.00	0.00	10,477,441.28	0.00
211.01	Terenuri	10,477,441.28	0.00	0.00	0.00	0.00	0.00	10,477,441.28	0.00
211.01.00	Terenuri	10,477,441.28	0.00	0.00	0.00	0.00	0.00	10,477,441.28	0.00
212	Constructii	19,380,316.90	0.00	0.00	2,263,366.23	0.00	0.00	21,643,683.13	0.00
212.00	Constructii	19,380,316.90	0.00	0.00	2,263,366.23	0.00	0.00	21,643,683.13	0.00
212.00.00	Constructii	19,380,316.90	0.00	0.00	2,263,366.23	0.00	0.00	21,643,683.13	0.00
213	Instalatii tehnice, mijloace de transport, animale si plantatii	1,022,229.13	0.00	0.00	3,000.00	3,000.00	3,000.00	1,022,229.13	0.00
213.01.00	Echipamente tehnologice (masini, utilaje si instalatii de lucru)	32,942.00	0.00	0.00	3,000.00	3,000.00	3,000.00	32,942.00	0.00
213.02	Aparate si instalatii de masurare, control si reglare	97,053.87	0.00	0.00	0.00	0.00	0.00	97,053.87	0.00
213.02.00	Aparate si instalatii de masurare, control si reglare	97,053.87	0.00	0.00	0.00	0.00	0.00	97,053.87	0.00
213.03	Mijloace de transport	892,233.26	0.00	0.00	0.00	0.00	0.00	892,233.26	0.00

Contul	Contul		Materiale		Materiale		Materiale		Materiale	
	Debitoare	Creditoare	Debitoare	Creditoare	Debitoare	Creditoare	Debitoare	Creditoare	Debitoare	Creditoare
213.03.00	892,233.26	0.00	0.00	0.00	0.00	0.00	0.00	0.00	892,233.26	0.00
214	327,463.27	0.00	0.00	0.00	0.00	0.00	0.00	0.00	327,463.27	0.00
214.00	327,463.27	0.00	0.00	0.00	0.00	0.00	0.00	0.00	327,463.27	0.00
214.00.00	327,463.27	0.00	0.00	0.00	0.00	0.00	0.00	0.00	327,463.27	0.00
231	4,892,159.36	0.00	114,084.00	2,695,933.48	709,314.41	2,695,933.48	2,905,540.29	0.00	2,905,540.29	0.00
231.00	4,323,667.44	0.00	114,084.00	2,127,441.56	709,314.41	2,127,441.56	2,905,540.29	0.00	2,905,540.29	0.00
231.00.00	4,323,667.44	0.00	114,084.00	2,127,441.56	709,314.41	2,127,441.56	2,905,540.29	0.00	2,905,540.29	0.00
260	41,510.00	0.00	0.00	0.00	0.00	0.00	41,510.00	0.00	41,510.00	0.00
260.02	41,510.00	0.00	0.00	0.00	0.00	0.00	41,510.00	0.00	41,510.00	0.00
260.02.00	41,510.00	0.00	0.00	0.00	0.00	0.00	41,510.00	0.00	41,510.00	0.00
280	0.00	2,740.85	0.00	62.87	0.00	502.96	0.00	3,243.81	0.00	3,243.81
280.08	0.00	2,740.85	0.00	62.87	0.00	502.96	0.00	3,243.81	0.00	3,243.81
280.08.00	0.00	2,740.85	0.00	62.87	0.00	502.96	0.00	3,243.81	0.00	3,243.81
281	0.00	622,745.75	0.00	894.01	0.00	10,728.12	0.00	633,473.87	0.00	633,473.87
281.02	0.00	5,730.27	0.00	0.00	0.00	0.00	0.00	5,730.27	0.00	5,730.27
281.02.00	0.00	5,730.27	0.00	0.00	0.00	0.00	0.00	5,730.27	0.00	5,730.27
281.03	0.00	540,130.96	0.00	832.79	0.00	9,993.48	0.00	550,124.44	0.00	550,124.44
281.03.00	0.00	540,130.96	0.00	832.79	0.00	9,993.48	0.00	550,124.44	0.00	550,124.44
281.04	0.00	76,884.52	0.00	61.22	0.00	734.64	0.00	77,619.16	0.00	77,619.16
281.04.00	0.00	76,884.52	0.00	61.22	0.00	734.64	0.00	77,619.16	0.00	77,619.16
2x	36,337,015.58	625,486.60	2,380,450.23	2,699,890.36	3,052,292.64	2,710,164.56	36,690,374.74	636,717.68	36,690,374.74	636,717.68
302	637.04	0.00	52,039.34	36,149.50	221,748.39	204,913.13	17,472.30	0.00	17,472.30	0.00
302.01	0.00	0.00	1,874.50	1,874.50	38,082.98	38,082.98	0.00	0.00	0.00	0.00
302.01.00	0.00	0.00	1,874.50	1,874.50	38,082.98	38,082.98	0.00	0.00	0.00	0.00
302.02	203.44	0.00	36,256.42	24,418.90	129,112.40	115,394.62	13,921.22	0.00	13,921.22	0.00
302.02.00	203.44	0.00	36,256.42	24,418.90	129,112.40	115,394.62	13,921.22	0.00	13,921.22	0.00
302.04	433.60	0.00	0.00	433.60	8,194.13	8,627.73	0.00	0.00	0.00	0.00
302.04.00	433.60	0.00	0.00	433.60	8,194.13	8,627.73	0.00	0.00	0.00	0.00
302.08	0.00	0.00	11,037.92	8,552.00	27,778.09	25,292.17	2,485.92	0.00	2,485.92	0.00
302.08.00	0.00	0.00	11,037.92	8,552.00	27,778.09	25,292.17	2,485.92	0.00	2,485.92	0.00
303	510,850.71	0.00	0.00	0.00	24,102.54	0.00	534,953.25	0.00	534,953.25	0.00
303.01	7,569.00	0.00	0.00	0.00	0.00	0.00	7,569.00	0.00	7,569.00	0.00
303.01.00	7,569.00	0.00	0.00	0.00	0.00	0.00	7,569.00	0.00	7,569.00	0.00
303.02	503,281.71	0.00	0.00	0.00	24,102.54	0.00	527,384.25	0.00	527,384.25	0.00
303.02.00	503,281.71	0.00	0.00	0.00	24,102.54	0.00	527,384.25	0.00	527,384.25	0.00
3x	511,487.75	0.00	52,039.34	36,149.50	245,850.93	204,913.13	552,425.55	0.00	552,425.55	0.00
401	0.00	37,748.49	221,680.46	166,904.34	1,613,649.26	1,613,571.94	0.00	37,671.17	0.00	37,671.17
401.01	0.00	37,748.49	221,680.46	166,904.34	1,613,649.26	1,613,571.94	0.00	37,671.17	0.00	37,671.17
401.01.00	0.00	37,748.49	221,680.46	166,904.34	1,613,649.26	1,613,571.94	0.00	37,671.17	0.00	37,671.17

Contabilitate	Cont	Descrierea contului	Salariu		Munca		Credite		Debit	
			Debitoare	Creditoare	Debitoare	Creditoare	Debitoare	Creditoare	Debitoare	Creditoare
404		Furnizori de active fixe	0.00	-1.72	18.00	184,084.00	855,926.41	855,926.41	0.00	-1.72
404.01		Furnizori de active fixe sub 1 an	0.00	-1.72	184,084.00	855,926.41	855,926.41	855,926.41	0.00	-1.72
404.01.00		Furnizori de active fixe sub 1 an	0.00	-1.72	184,084.00	855,926.41	855,926.41	855,926.41	0.00	-1.72
411		Clieni	21,273.73	0.00	-684.00	0.00	-684.00	0.00	20,589.73	0.00
411.01		Clieni cu termen sub 1 an	21,273.73	0.00	-684.00	0.00	-684.00	0.00	20,589.73	0.00
411.01.01		Clieni cu termen sub 1 an	21,273.73	0.00	-684.00	0.00	-684.00	0.00	20,589.73	0.00
421		Personal - salarii datorate	0.00	89,678.00	163,612.00	182,006.00	1,854,864.00	1,872,014.00	0.00	106,828.00
421.00		Personal - salarii datorate	0.00	89,678.00	163,612.00	182,006.00	1,854,864.00	1,872,014.00	0.00	106,828.00
421.00.00		Personal - salarii datorate	0.00	89,678.00	163,612.00	182,006.00	1,854,864.00	1,872,014.00	0.00	106,828.00
423		Personal - ajutoare si indemnizatii datorate	0.00	0.00	147,701.00	462,195.00	462,195.00	462,195.00	0.00	0.00
423.00		Personal - ajutoare si indemnizatii datorate	0.00	0.00	147,701.00	462,195.00	462,195.00	462,195.00	0.00	0.00
423.00.00		Personal - ajutoare si indemnizatii datorate	0.00	0.00	147,701.00	462,195.00	462,195.00	462,195.00	0.00	0.00
427		Retineri din salarii si din alte drepturi datorate tertilor	0.00	14,208.00	116,984.00	118,483.00	1,295,194.00	1,314,287.00	0.00	33,301.00
427.01		Retineri din salarii datorate tertilor	0.00	14,208.00	116,984.00	118,483.00	1,295,194.00	1,314,287.00	0.00	33,301.00
427.01.00		Retineri din salarii datorate tertilor	0.00	14,208.00	116,984.00	118,483.00	1,295,194.00	1,314,287.00	0.00	33,301.00
428		Alte datorii si creante in legatura cu personalul	0.00	172.02	1,121.00	1,185.43	1,691.00	1,755.43	0.00	236.45
428.01		Alte datorii si creante in legatura cu personalul sub 1 an	0.00	0.00	1,121.00	1,185.43	1,691.00	1,755.43	0.00	64.43
428.01.01		Alte datorii in legatura cu personalul sub 1 an	0.00	0.00	1,121.00	1,185.43	1,691.00	1,755.43	0.00	64.43
428.02		Alte datorii si creante in legatura cu personalul peste 1 an	0.00	172.02	0.00	0.00	0.00	0.00	0.00	172.02
428.02.01		Alte datorii in legatura cu personalul peste 1 an	0.00	172.02	0.00	0.00	0.00	0.00	0.00	172.02
431		Asigurari sociale	0.00	52,317.00	61,037.00	57,742.00	680,520.00	686,116.00	0.00	57,913.00
431.01		Contributiile angajatorilor pentru asigurari sociale	0.00	22,031.00	25,657.00	24,106.00	285,987.00	288,233.00	0.00	24,277.00
431.01.00		Contributiile angajatorilor pentru asigurari sociale	0.00	22,031.00	25,657.00	24,106.00	285,987.00	288,233.00	0.00	24,277.00
431.02		Contributiile asiguratilor pentru asigurari sociale	0.00	14,524.00	17,054.00	15,912.00	187,474.00	188,862.00	0.00	15,912.00
431.02.00		Contributiile asiguratilor pentru asigurari sociale	0.00	14,524.00	17,054.00	15,912.00	187,474.00	188,862.00	0.00	15,912.00
431.03		Contributiile angajatorilor pentru asigurari sociale de sanatate	0.00	7,111.00	8,438.00	7,873.00	93,825.00	94,587.00	0.00	7,873.00
431.03.00		Contributiile angajatorilor pentru asigurari sociale de sanatate	0.00	7,111.00	8,438.00	7,873.00	93,825.00	94,587.00	0.00	7,873.00
431.04		Contributiile asiguratilor pentru asigurari sociale de sanatate	0.00	7,797.00	8,888.00	8,331.00	100,103.00	100,637.00	0.00	8,331.00
431.04.00		Contributiile asiguratilor pentru asigurari sociale de sanatate	0.00	7,797.00	8,888.00	8,331.00	100,103.00	100,637.00	0.00	8,331.00
431.05		Contributiile angajatorilor pentru accidente de munca si boli profesionale	0.00	214.00	249.00	233.00	2,930.00	2,930.00	0.00	233.00
431.05.00		Contributiile angajatorilor pentru accidente de munca si boli profesionale	0.00	214.00	249.00	233.00	2,930.00	2,930.00	0.00	233.00
431.07		Contributiile angajatorilor pentru concedii si indemnizatii	0.00	640.00	751.00	1,287.00	10,220.00	10,867.00	0.00	1,287.00
431.07.00		Contributiile angajatorilor pentru concedii si indemnizatii	0.00	640.00	751.00	1,287.00	10,220.00	10,867.00	0.00	1,287.00
437		Asigurari pentru somaj	0.00	1,431.00	1,633.00	1,462.00	17,667.00	17,764.00	0.00	1,528.00
437.01		Contributiile angajatorilor pentru asigurari de somaj	0.00	749.00	812.00	691.00	8,801.00	8,809.00	0.00	757.00
437.01.00		Contributiile angajatorilor pentru asigurari de somaj	0.00	749.00	812.00	691.00	8,801.00	8,809.00	0.00	757.00
437.02		Contributiile asiguratilor pentru asigurari de somaj	0.00	682.00	821.00	771.00	8,866.00	8,955.00	0.00	771.00
437.02.00		Contributiile asiguratilor pentru asigurari de somaj	0.00	682.00	821.00	771.00	8,866.00	8,955.00	0.00	771.00
444		Impozit pe venitul din salarii si din alte drepturi	0.00	16,618.00	18,436.00	16,863.00	204,453.00	204,698.00	0.00	16,863.00
444.00		Impozit pe venitul din salarii si din alte drepturi	0.00	16,618.00	18,436.00	16,863.00	204,453.00	204,698.00	0.00	16,863.00
444.00.00		Impozit pe venitul din salarii si din alte drepturi	0.00	16,618.00	18,436.00	16,863.00	204,453.00	204,698.00	0.00	16,863.00

CONTABILITATE	SOLDA MARE		MARE CREDITARE		MARE DEBITARE		SOLDA MARE	
	cont	Debitoare	Creditoare	Debitoare	Creditoare	Debitoare	Creditoare	
458	Sume de primit/de restituit Agentilor/Autoritatilor de Implementare /Autoritatilor de Certificare/ Autoritatilor de Management/Ag	490,062.18	0.00	0.00	0.00	490,062.18	0.00	
458.03	Sume de primit de la Autoritatile de Certificare/Autoritatile de Management/Agenciile de Plati -FONDURI EXTERNE NERAMBURSABILE POST	490,062.18	0.00	0.00	0.00	490,062.18	0.00	
458.03.01	Sume de primit de la Autoritatile de Certificare/ Autoritatile de Management/Agenciile de Plati -FONDURI EXTERNE NERAMBURSABILE POS	-75,962.82	0.00	0.00	0.00	-75,962.82	0.00	
461	Debitori	332,539.00	0.00	8,339.00	59,151.00	371,804.00	298,105.00	
461.01	Debitori sub 1 an	329,537.00	0.00	8,339.00	59,151.00	371,804.00	298,105.00	
461.01.01	Debitori sub 1 an - creante comerciale	329,537.00	0.00	8,339.00	59,151.00	371,804.00	298,105.00	
461.02	Debitori peste 1 an	3,002.00	0.00	0.00	0.00	3,002.00	0.00	
461.02.09	Debitori peste 1 an - alte creante recurente	3,002.00	0.00	0.00	0.00	3,002.00	0.00	
462	Creditori	0.00	1,000.00	0.00	0.00	32,900.00	32,900.00	
462.01	Creditori sub 1 an	0.00	0.00	0.00	0.00	0.00	0.00	
462.01.09	Creditori sub 1 an - alte datorii curente	0.00	0.00	0.00	0.00	0.00	0.00	
462.02	Creditori peste 1 an	0.00	1,000.00	0.00	0.00	32,900.00	32,900.00	
462.02.09	Creditori peste 1 an - alte datorii recurente	0.00	1,000.00	0.00	0.00	32,900.00	32,900.00	
464	Creante ale bugetului local	1,505,800.00	0.00	263.60	35,531.50	462,412.44	485,261.44	
464.00	Creante ale bugetului local	1,505,800.00	0.00	263.60	35,531.50	462,412.44	485,261.44	
464.00.00	Creante ale bugetului local	1,505,800.00	0.00	263.60	35,531.50	462,412.44	485,261.44	
467	Creditori ai bugetelor	0.00	9,528.00	2,531.00	0.00	2,531.00	0.00	
467.02	Creditori ai bugetului local	0.00	9,528.00	2,531.00	0.00	2,531.00	0.00	
467.02.00	Creditori ai bugetului local	0.00	9,528.00	2,531.00	0.00	2,531.00	0.00	
468	Imprumuturi pe termen scurt acordate potrivit legii	0.00	0.00	110,000.00	220,000.00	220,000.00	220,000.00	
468.01	Imprumuturi pe termen scurt acordate potrivit legii	0.00	0.00	110,000.00	220,000.00	220,000.00	220,000.00	
468.01.07	Sume acordate din excedentul anului precedent pentru acoperirea golurilor temporare de casa si pentru finantarea cheltuielilor sect	0.00	0.00	110,000.00	220,000.00	220,000.00	220,000.00	
481	Decontari intre institutiile superioara si institutiile subordonate	0.00	0.00	1,228,655.25	1,228,655.25	2,478,911.71	2,478,911.71	
481.09	Alte decontari	0.00	0.00	1,228,655.25	1,228,655.25	2,478,911.71	2,478,911.71	
481.09.00	Alte decontari	0.00	0.00	1,228,655.25	1,228,655.25	2,478,911.71	2,478,911.71	
4x	TOTAL CLASA 4	2,349,674.91	222,688.79	2,265,393.31	2,419,768.52	10,554,034.82	10,543,505.93	
515	Disponibil din fonduri externe nerambursabile	3.00	0.00	0.00	0.00	0.00	3.00	
515.01	Disponibil in lei din fonduri externe nerambursabile	3.00	0.00	0.00	0.00	0.00	3.00	
519	Imprumuturi pe termen scurt	0.00	0.00	220,000.00	110,000.00	220,000.00	220,000.00	
519.01	Imprumuturi pe termen scurt	0.00	0.00	220,000.00	110,000.00	220,000.00	220,000.00	
519.01.07	Sume primite din excedentul anului precedent pentru acoperirea golurilor temporare de casa si pentru finantarea cheltuielilor secti	0.00	0.00	220,000.00	110,000.00	220,000.00	220,000.00	
521	Disponibil ai bugetului local	1,961,235.79	0.00	13,013,727.26	15,252,495.73	17,473,045.18	15,302,495.73	
521.01	Disponibil ai bugetului local	0.00	0.00	2,577,602.32	7,036,920.24	7,036,920.24	7,036,920.24	
521.01.00	Disponibil ai bugetului local	0.00	0.00	2,577,602.32	7,036,920.24	7,036,920.24	7,036,920.24	
521.02	Rezultatul executiei bugetare din anul curent	0.00	0.00	8,135,575.49	8,135,575.49	8,135,575.49	8,135,575.49	
521.02.00	Rezultatul executiei bugetare din anul curent	0.00	0.00	8,135,575.49	8,135,575.49	8,135,575.49	8,135,575.49	
521.03	Rezultatul executiei bugetare din anii precedenti	1,961,235.79	0.00	2,300,549.45	80,000.00	2,300,549.45	130,000.00	
521.03.00	Rezultatul executiei bugetare din anii precedenti	1,961,235.79	0.00	2,300,549.45	80,000.00	2,300,549.45	130,000.00	
531	Casa	0.00	0.00	259,276.99	259,276.99	1,382,576.93	1,382,576.93	

cont	Contul		Debitoare		Creditoare		Debitoare		Creditoare		Debitoare		Creditoare	
	contului	contului	Debitoare	Creditoare	Debitoare	Creditoare	Debitoare	Creditoare	Debitoare	Creditoare	Debitoare	Creditoare	Debitoare	Creditoare
531.01	Casa in lei		0.00	0.00	25.99	259.276.99	1,382,576.93	1,382,576.93	0.00	0.00	1,382,576.93	1,382,576.93	0.00	0.00
531.01.01	Casa in lei		0.00	0.00	259.276.99	259.276.99	1,382,576.93	1,382,576.93	0.00	0.00	1,382,576.93	1,382,576.93	0.00	0.00
550	Disponibil din fonduri cu destinatie speciala		3,845.05	0.00	93.63	0.00	0.00	0.00	0.00	93.63	0.00	0.00	3,938.68	0.00
552	Disponibil pentru sume de mandat si sume in depozit		1,000.00	0.00	0.00	0.00	0.00	0.00	0.00	0.00	0.00	0.00	1,000.00	0.00
552.00	Disponibil pentru sume de mandat si sume in depozit		1,000.00	0.00	0.00	0.00	0.00	0.00	0.00	0.00	0.00	0.00	1,000.00	0.00
552.00.00	Disponibil pentru sume de mandat si sume in depozit		1,000.00	0.00	0.00	0.00	0.00	0.00	0.00	0.00	0.00	0.00	1,000.00	0.00
561	Disponibil ai institutiilor publice finantate din venituri proprii si subventii		94,581.38	0.00	610,864.08	971,864.16	955,208.08	1,031,864.16	0.00	0.00	1,000.00	17,935.30	0.00	0.00
561.01	Disponibil ai institutiilor publice finantate din venituri proprii si subventii		0.00	0.00	94,927.00	439,281.00	439,281.00	439,281.00	0.00	0.00	0.00	0.00	0.00	0.00
561.01.01	Disponibil ai institutiilor publice finantate din venituri proprii si subventii		0.00	0.00	94,927.00	439,281.00	439,281.00	439,281.00	0.00	0.00	0.00	0.00	0.00	0.00
561.02	Rezultatul executiei bugetare din anul curent		0.00	0.00	425,927.08	425,927.08	425,927.08	425,927.08	0.00	0.00	0.00	0.00	0.00	0.00
561.02.00	Rezultatul executiei bugetare din anul curent		0.00	0.00	425,927.08	425,927.08	425,927.08	425,927.08	0.00	0.00	0.00	0.00	0.00	0.00
561.03	Rezultatul executiei bugetare din anii precedenti		94,581.38	0.00	90,000.00	106,646.08	90,000.00	166,646.08	0.00	0.00	17,935.30	0.00	0.00	0.00
561.03.00	Rezultatul executiei bugetare din anii precedenti		94,581.38	0.00	90,000.00	106,646.08	90,000.00	166,646.08	0.00	0.00	17,935.30	0.00	0.00	0.00
562	Disponibil ai activitatilor finantate din venituri proprii		7,508.61	0.00	4,770.80	7,470.80	8,220.80	7,470.80	0.00	0.00	8,258.61	0.00	0.00	0.00
562.01	Disponibil ai activitatilor finantate din venituri proprii		0.00	0.00	300.00	3,750.00	3,750.00	3,750.00	0.00	0.00	0.00	0.00	0.00	0.00
562.01.00	Disponibil ai activitatilor finantate din venituri proprii		0.00	0.00	300.00	3,750.00	3,750.00	3,750.00	0.00	0.00	0.00	0.00	0.00	0.00
562.02	Rezultatul executiei bugetare din anul curent		0.00	0.00	3,720.80	3,720.80	3,720.80	3,720.80	0.00	0.00	0.00	0.00	0.00	0.00
562.02.00	Rezultatul executiei bugetare din anul curent		0.00	0.00	3,720.80	3,720.80	3,720.80	3,720.80	0.00	0.00	0.00	0.00	0.00	0.00
562.03	Rezultatul executiei bugetare din anii precedenti		7,508.61	0.00	750.00	0.00	750.00	0.00	0.00	0.00	8,258.61	0.00	0.00	0.00
562.03.00	Rezultatul executiei bugetare din anii precedenti		7,508.61	0.00	750.00	0.00	750.00	0.00	0.00	0.00	8,258.61	0.00	0.00	0.00
581	Viramente interne		0.00	0.00	259,306.19	259,306.19	1,382,606.13	1,382,606.13	0.00	0.00	0.00	0.00	0.00	0.00
581.01	Viramente interne		0.00	0.00	259,306.19	259,306.19	1,382,606.13	1,382,606.13	0.00	0.00	0.00	0.00	0.00	0.00
581.01.01	Viramente interne - activitatea operationala		0.00	0.00	259,306.19	259,306.19	1,382,606.13	1,382,606.13	0.00	0.00	0.00	0.00	0.00	0.00
5x	TOTAL CLASA 5		2,068,173.83	0.00	14,368,028.95	16,860,403.87	21,454,650.75	19,359,903.75	4,162,920.83	0.00	0.00	0.00	0.00	0.00
602	Cheltuieli cu materialele consumabile		0.00	0.00	49,411.20	49,411.20	281,130.76	281,130.76	0.00	0.00	0.00	0.00	0.00	0.00
602.02	Cheltuieli privind combustibilul		0.00	0.00	809.86	809.86	4,811.83	4,811.83	0.00	0.00	0.00	0.00	0.00	0.00
602.02.00	Cheltuieli privind combustibilul		0.00	0.00	809.86	809.86	4,811.83	4,811.83	0.00	0.00	0.00	0.00	0.00	0.00
602.04	Cheltuieli privind piesele de schimb		0.00	0.00	433.60	433.60	433.60	433.60	0.00	0.00	0.00	0.00	0.00	0.00
602.04.00	Cheltuieli privind piesele de schimb		0.00	0.00	433.60	433.60	433.60	433.60	0.00	0.00	0.00	0.00	0.00	0.00
602.06	Cheltuieli privind alte materiale consumabile		0.00	0.00	433.60	433.60	433.60	433.60	0.00	0.00	0.00	0.00	0.00	0.00
602.08.00	Cheltuieli privind alte materiale consumabile		0.00	0.00	48,167.74	48,167.74	275,885.33	275,885.33	0.00	0.00	0.00	0.00	0.00	0.00
610	Cheltuieli privind energia si apa		0.00	0.00	48,167.74	48,167.74	275,885.33	275,885.33	0.00	0.00	0.00	0.00	0.00	0.00
610.00	Cheltuieli privind energia si apa		0.00	0.00	48,167.74	48,167.74	275,885.33	275,885.33	0.00	0.00	0.00	0.00	0.00	0.00
610.00.00	Cheltuieli privind energia si apa		0.00	0.00	53,425.42	53,425.42	395,758.84	395,758.84	0.00	0.00	0.00	0.00	0.00	0.00
611	Cheltuieli cu intretinerea si reparatiile		0.00	0.00	53,425.42	53,425.42	395,758.84	395,758.84	0.00	0.00	0.00	0.00	0.00	0.00
611.00	Cheltuieli cu intretinerea si reparatiile		0.00	0.00	53,425.42	53,425.42	395,758.84	395,758.84	0.00	0.00	0.00	0.00	0.00	0.00
611.00.00	Cheltuieli cu intretinerea si reparatiile		0.00	0.00	15,444.00	15,444.00	544,248.11	544,248.11	0.00	0.00	0.00	0.00	0.00	0.00
614	Cheltuieli cu deplasari, deplasari, transferari		0.00	0.00	15,444.00	15,444.00	544,248.11	544,248.11	0.00	0.00	0.00	0.00	0.00	0.00
614.00	Cheltuieli cu deplasari, deplasari, transferari		0.00	0.00	15,444.00	15,444.00	544,248.11	544,248.11	0.00	0.00	0.00	0.00	0.00	0.00
614.00.00	Cheltuieli cu deplasari, deplasari, transferari		0.00	0.00	15,444.00	15,444.00	544,248.11	544,248.11	0.00	0.00	0.00	0.00	0.00	0.00
623	Cheltuieli de protocol, reclama si publicitate		0.00	0.00	0.00	0.00	310.00	310.00	0.00	0.00	0.00	0.00	0.00	0.00
623.00	Cheltuieli de protocol, reclama si publicitate		0.00	0.00	0.00	0.00	310.00	310.00	0.00	0.00	0.00	0.00	0.00	0.00

Contabilitate	Cont	Descrierea contului	Iunie 2015		Iulie 2015		Iunie 2015		Iulie 2015	
			Debitoare	Creditoare	Debitoare	Creditoare	Debitoare	Creditoare	Debitoare	Creditoare
623.00.00		Cheltuieli de protocol, reclama si publicitate	0,00	0,00	0,00	0,00	310,00	310,00	0,00	0,00
626		Cheltuieli postale si taxe de telecomunicatii	0,00	3,081.42	3,081.42	3,081.42	21,128.08	21,128.08	0,00	0,00
626.00.00		Cheltuieli postale si taxe de telecomunicatii	0,00	3,081.42	3,081.42	3,081.42	21,128.08	21,128.08	0,00	0,00
628		Alte cheltuieli cu serviciile executate de terti	0,00	3,081.42	3,081.42	3,081.42	21,128.08	21,128.08	0,00	0,00
628.00		Alte cheltuieli cu serviciile executate de terti	0,00	98,230.46	98,230.46	98,230.46	384,160.35	384,160.35	0,00	0,00
628.00.00		Alte cheltuieli cu serviciile executate de terti	0,00	98,230.46	98,230.46	98,230.46	384,160.35	384,160.35	0,00	0,00
629		Alte cheltuieli autorizate prin dispozitii legale	0,00	0,00	0,00	0,00	960,00	960,00	0,00	0,00
629.01		Alte cheltuieli autorizate prin dispozitii legale - cheltuieli curente	0,00	0,00	0,00	0,00	960,00	960,00	0,00	0,00
629.01.00		Alte cheltuieli autorizate prin dispozitii legale - cheltuieli curente	0,00	0,00	0,00	0,00	960,00	960,00	0,00	0,00
641		Cheltuieli cu salariile personalului	0,00	178,357.00	178,357.00	178,357.00	1,847,100.00	1,847,100.00	0,00	0,00
641.00		Cheltuieli cu salariile personalului	0,00	178,357.00	178,357.00	178,357.00	1,847,100.00	1,847,100.00	0,00	0,00
641.00.00		Cheltuieli cu salariile personalului	0,00	178,357.00	178,357.00	178,357.00	1,847,100.00	1,847,100.00	0,00	0,00
642		Cheltuieli salariale in natura	0,00	1,500.00	1,500.00	1,500.00	18,000.00	18,000.00	0,00	0,00
642.00		Cheltuieli salariale in natura	0,00	1,500.00	1,500.00	1,500.00	18,000.00	18,000.00	0,00	0,00
642.00.00		Cheltuieli salariale in natura	0,00	1,500.00	1,500.00	1,500.00	18,000.00	18,000.00	0,00	0,00
645		Cheltuieli privind asigurările sociale	0,00	36,339.00	36,339.00	36,339.00	408,888.00	408,888.00	0,00	0,00
645.01		Contributiile angajatorilor pentru asigurari sociale	0,00	0,00	0,00	24,106.00	288,233.00	288,233.00	0,00	0,00
645.01.00		Contributiile angajatorilor pentru asigurari sociale	0,00	0,00	0,00	24,106.00	288,233.00	288,233.00	0,00	0,00
645.02		Contributiile angajatorilor pentru asigurari de somaj	0,00	691.00	691.00	691.00	8,809.00	8,809.00	0,00	0,00
645.02.00		Contributiile angajatorilor pentru asigurari de somaj	0,00	691.00	691.00	691.00	8,809.00	8,809.00	0,00	0,00
645.03		Contributiile angajatorilor pentru asigurari sociale de sanatate	0,00	0,00	0,00	7,873.00	94,587.00	94,587.00	0,00	0,00
645.03.00		Contributiile angajatorilor pentru asigurari sociale de sanatate	0,00	0,00	0,00	7,873.00	94,587.00	94,587.00	0,00	0,00
645.04		Contributiile angajatorilor pentru accidente de munca si boli profesionale	0,00	0,00	0,00	233.00	2,930.00	2,930.00	0,00	0,00
645.04.00		Contributiile angajatorilor pentru accidente de munca si boli profesionale	0,00	0,00	0,00	233.00	2,930.00	2,930.00	0,00	0,00
645.05		Contributiile angajatorilor pentru concedii si indemnizatii	0,00	3,436.00	3,436.00	14,329.00	14,329.00	14,329.00	0,00	0,00
645.05.00		Contributiile angajatorilor pentru concedii si indemnizatii	0,00	3,436.00	3,436.00	14,329.00	14,329.00	14,329.00	0,00	0,00
647		Cheltuieli din fondul destinat stimularii personalului	0,00	0,00	0,00	0,00	570.00	570.00	0,00	0,00
647.00		Cheltuieli din fondul destinat stimularii personalului	0,00	0,00	0,00	0,00	570.00	570.00	0,00	0,00
647.00.00		Cheltuieli din fondul destinat stimularii personalului	0,00	0,00	0,00	0,00	570.00	570.00	0,00	0,00
677		Ajutoare sociale	0,00	0,00	0,00	0,00	570.00	570.00	0,00	0,00
677.00		Ajutoare sociale	0,00	147,701.00	147,701.00	463,195.00	463,195.00	463,195.00	0,00	0,00
677.00.00		Ajutoare sociale	0,00	147,701.00	147,701.00	463,195.00	463,195.00	463,195.00	0,00	0,00
681		Cheltuieli operationale privind amortizarile, provizioanele si ajustarile pentru deprecieri	0,00	956.88	956.88	11,231.08	11,231.08	11,231.08	0,00	0,00
681.01		Cheltuieli operationale privind amortizarea activelor fixe	0,00	956.88	956.88	11,231.08	11,231.08	11,231.08	0,00	0,00
681.01.00		Cheltuieli operationale privind amortizarea activelor fixe	0,00	956.88	956.88	11,231.08	11,231.08	11,231.08	0,00	0,00
682		Cheltuieli cu activele fixe neamortizabile	0,00	2,695,933.48	2,695,933.48	2,695,933.48	2,695,933.48	2,695,933.48	0,00	0,00
682.01		Cheltuieli cu activele fixe corporale neamortizabile	0,00	2,695,933.48	2,695,933.48	2,695,933.48	2,695,933.48	2,695,933.48	0,00	0,00
682.01.09		Cheltuieli cu activele fixe corporale neamortizabile -alte	0,00	2,695,933.48	2,695,933.48	2,695,933.48	2,695,933.48	2,695,933.48	0,00	0,00
6x		TOTAL CLASA 6	0,00	3,282,922.86	3,282,922.86	7,087,672.70	7,087,672.70	7,087,672.70	0,00	0,00
722		Venturi din productia de active fixe corporale	0,00	0,00	0,00	510,611.78	510,611.78	510,611.78	0,00	0,00

Cont	Descriere	JVU IIII		NIIII IIII		NIIII IIII		JVU IIII	
		Debitoare	Creditoare	Debitoare	Creditoare	Debitoare	Creditoare	Debitoare	Creditoare
722.00	Venituri din productie de active fixe corporale	0.00	0.00	0.00	0.00	0.00	0.00	510,611.76	510,611.76
722.00.00	Venituri din productie de active fixe corporale	0.00	0.00	0.00	0.00	0.00	0.00	510,611.76	510,611.76
731	Impozit pe venit, profit si castiguri din capital de la persoane fizice	0.00	0.00	1,012,693.78	1,012,693.78	0.00	0.00	2,735,974.81	2,735,974.81
731.01	Impozit pe venit	0.00	0.00	596.00	596.00	0.00	0.00	6,125.50	6,125.50
731.01.00	Impozit pe venit	0.00	0.00	596.00	596.00	0.00	0.00	6,125.50	6,125.50
731.02	Cote si sume defalcate din impozitul pe venit	0.00	0.00	1,012,097.78	1,012,097.78	0.00	0.00	2,729,849.31	2,729,849.31
731.02.00	Cote si sume defalcate din impozitul pe venit	0.00	0.00	1,012,097.78	1,012,097.78	0.00	0.00	2,729,849.31	2,729,849.31
734	Impozite si taxe pe proprietate	0.00	0.00	-20,210.40	-20,210.40	0.00	0.00	355,051.00	355,051.00
734.00	Impozite si taxe pe proprietate	0.00	0.00	-20,210.40	-20,210.40	0.00	0.00	355,051.00	355,051.00
734.00.00	Impozite si taxe pe proprietate	0.00	0.00	-20,210.40	-20,210.40	0.00	0.00	355,051.00	355,051.00
735	Impozite si taxe pe bunuri si servicii	0.00	0.00	669,024.72	669,024.72	0.00	0.00	2,428,782.46	2,428,782.46
735.02	Sume defalcate din TVA	0.00	0.00	662,207.02	662,207.02	0.00	0.00	2,266,207.02	2,266,207.02
735.02.00	Sume defalcate din TVA	0.00	0.00	662,207.02	662,207.02	0.00	0.00	2,266,207.02	2,266,207.02
735.05	Taxe pe servicii specifice	0.00	0.00	-2,265.86	-2,265.86	0.00	0.00	31,557.44	31,557.44
735.05.00	Taxe pe servicii specifice	0.00	0.00	-2,265.86	-2,265.86	0.00	0.00	31,557.44	31,557.44
735.06	Taxe pe utilizarea bunurilor, autorizarea utilizarii bunurilor sau pe desfasurarea de activitati	0.00	0.00	9,083.56	9,083.56	0.00	0.00	131,018.00	131,018.00
735.06.00	Taxe pe utilizarea bunurilor, autorizarea utilizarii bunurilor sau pe desfasurarea de activitati	0.00	0.00	9,083.56	9,083.56	0.00	0.00	131,018.00	131,018.00
739	Alte impozite si taxe fiscale	0.00	0.00	1,007.50	1,007.50	0.00	0.00	17,924.50	17,924.50
739.00	Alte impozite si taxe fiscale	0.00	0.00	1,007.50	1,007.50	0.00	0.00	17,924.50	17,924.50
739.00.00	Alte impozite si taxe fiscale	0.00	0.00	1,007.50	1,007.50	0.00	0.00	17,924.50	17,924.50
750	Venituri din proprietate	0.00	0.00	4,506.00	4,506.00	0.00	0.00	26,027.00	26,027.00
750.00	Venituri din proprietate	0.00	0.00	4,506.00	4,506.00	0.00	0.00	26,027.00	26,027.00
750.00.00	Venituri din proprietate	0.00	0.00	4,506.00	4,506.00	0.00	0.00	26,027.00	26,027.00
751	Venituri din vanzari de bunuri si servicii	0.00	0.00	25,369.44	25,369.44	0.00	0.00	447,727.33	447,727.33
751.01	Venituri din prestari de servicii si alte activitati	0.00	0.00	-66.00	-66.00	0.00	0.00	1,700.00	1,700.00
751.01.00	Venituri din prestari de servicii si alte activitati	0.00	0.00	-66.00	-66.00	0.00	0.00	1,700.00	1,700.00
751.02	Venituri din taxe administrative, eliberari permise	0.00	0.00	818.44	818.44	0.00	0.00	16,254.33	16,254.33
751.02.00	Venituri din taxe administrative, eliberari permise	0.00	0.00	818.44	818.44	0.00	0.00	16,254.33	16,254.33
751.03	Amenzi, penalitati si confiscari	0.00	0.00	10,389.00	10,389.00	0.00	0.00	5,349.00	5,349.00
751.03.00	Amenzi, penalitati si confiscari	0.00	0.00	10,389.00	10,389.00	0.00	0.00	5,349.00	5,349.00
751.04	Diverse venituri	0.00	0.00	14,228.00	14,228.00	0.00	0.00	422,424.00	422,424.00
751.04.00	Diverse venituri	0.00	0.00	14,228.00	14,228.00	0.00	0.00	422,424.00	422,424.00
751.05	Transferuri voluntare, altele decat subventiile (donatii, sponsorizari)	0.00	0.00	0.00	0.00	0.00	0.00	2,000.00	2,000.00
751.05.00	Transferuri voluntare, altele decat subventiile (donatii, sponsorizari)	0.00	0.00	0.00	0.00	0.00	0.00	2,000.00	2,000.00
770	Finantarea de la buget	0.00	0.00	5,165,268.67	5,165,268.67	0.00	0.00	5,165,268.67	5,165,268.67
770.00	Finantarea de la buget	0.00	0.00	5,165,268.67	5,165,268.67	0.00	0.00	5,165,268.67	5,165,268.67
770.00.00	Finantarea de la buget	0.00	0.00	5,165,268.67	5,165,268.67	0.00	0.00	5,165,268.67	5,165,268.67
772	Venituri din subventii	0.00	0.00	786,205.38	786,205.38	0.00	0.00	790,449.38	790,449.38
772.01	Subventii de la bugetul de stat	0.00	0.00	786,205.38	786,205.38	0.00	0.00	790,449.38	790,449.38
772.01.00	Subventii de la bugetul de stat	0.00	0.00	786,205.38	786,205.38	0.00	0.00	790,449.38	790,449.38
791	Venituri din valorificarea unor bunuri ale statului	0.00	0.00	0.00	0.00	0.00	0.00	100.00	100.00

Scrierea cont	Descrierea contului	Sursa initiala		Inchisura initiala		Sursa finala		Inchisura finala	
		Debitoare	Creditoare	Debitoare	Creditoare	Debitoare	Creditoare	Debitoare	Creditoare
791.00	Venituri din valorificarea unor bunuri ale sta.	0.00	0.00	0.00	0.00	100.00	100.00	0.00	0.00
791.00.00	Venituri din valorificarea unor bunuri ale statului	0.00	0.00	0.00	0.00	100.00	100.00	0.00	0.00
7x	TOTAL CLASA 7	0.00	3,234,524.88	7,643,865.09	12,477,916.91	12,477,916.91	12,477,916.91	0.00	0.00
803.40.00	Debitori scosi din activ, urmasii in continuare	244,431.00	0.00	0.00	0.00	0.00	0.00	244,431.00	0.00
804.90.00	Garantie bancara pentru buna executie	365,378.86	0.00	0.00	0.00	0.00	0.00	365,378.86	0.00
8x	TOTAL CLASA 8	609,809.86	0.00	0.00	0.00	0.00	0.00	609,809.86	0.00
x	TOTAL	41,266,352.07	41,266,351.74	33,275,622.64	33,275,622.64	74,236,961.42	74,236,961.42	43,805,562.03	43,805,561.70

Ordonator principal de credite
POPA IOAN DORIN

Contabil
CHIOREAN ILEANA

[Handwritten signature]


[Handwritten signature]



Situatia actiunilor/partilor sociale detinute direct/indirect de catre UAT, la operatorii economici

Nr. Crt.	Operatorul Economic la care Unitatea administrativ teritoriala este actionar direct sau indirect		Unitatea Administrativ teritoriala este actionara		Valoarea actiunilor/partilor sociale din capitalul social al operatorului economic, detinute de catre unitatea administrativ teritoriala (lei)		Pondere in Capitalul social al operatorului economic			
	Cod unic de identificare	Cod CAEN al activitatii principale a operatorului economic	Denumirea operatorului Economic	Tip operator (SRL, SA, ASO, RA, RAS)	Capitalul social al operatorului economic (lei)	Direct		Indirect		
1	2	3	4	5	6	7	8	9	10	11 = 9/6*100 11 = 10/6*100
1	27668850	9499	ASOCIATIA 5 ARDEAL	ASO	1.000,00	Direct		200,00		20,000
2	25964150	9499	ASOCIATIA ECO METROPOLITAN CLUJ	ASO	61.500,00	Direct		500,00		0,810
3	34376183	5610	LA SALA PARC	SRL	16.000,00	Direct		16.000,00		100,000
4	27234526	3811	SC ECO 5 ARDEALUL SRL.	SRL	100.000,00	Direct		24.810,00		24,810
4 Operator(i) economic(i) la care UAT detine actiuni/parti sociale						Total valoare actiuni raportate la data: 31-12-2016:		41.510,00		

Conducatorul institutiei,



Conducatorul compartimentului financiar-contabilitate,

Nota:

Judetul = cel din care face parte unitatea administrativ teritoriala (UAT);

col 7 = UAT este actionar direct la operatorul economic(Op.Ec); situatia in care o UAT detine in nume propriu actiuni sau parti sociale la un Op.Ec

col 8 = UAT este actionar INDIRECT la Op.Ec; situatia in care un Op.Ec, la care o UAT detine in nume propriu, integral sau majoritar, actiuni sau parti sociale,

este actionar sau detine parti sociale la un alt Op.Ec;

In municipiul Bucuresti, autoritatile administratiei publice locale de la nivelul sectoarelor raporteaza operatorii economici la care administreaza/controlleaza actiuni sau parti sociale, potrivit hotararilor Consiliului General al Municipiului Bucuresti;

col 4 = Operator economic: societate comerciala la care o UAT detine actiuni sau parti sociale; regii autonome in subordinea autoritatilor administratiei publice locale (RAS).